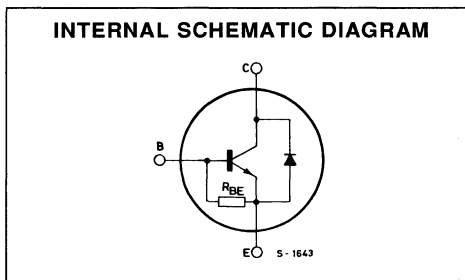
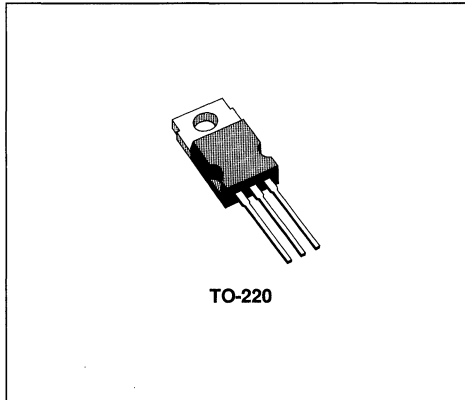


**HORIZONTAL TV DEFLECTORS**

**DESCRIPTION**

The BU406D, BU407D, and BU408D are silicon planar epitaxial NPN transistors with integrated damper diode, in Jedec TO-220 plastic package. They are fast switching, high voltage devices for use in horizontal deflection output stages of MTV receivers with 110° CRT.

The BU406D and BU408D are primarily intended for large screen, while the BU407D is for medium and small screens.



**ABSOLUTE MAXIMUM RATINGS**

Symbol	Parameter	Value			Unit
		BU406D	BU407D	BU408D	
$V_{CBO}$	Collector-base Voltage ( $I_E = 0$ )	400	330	400	V
$V_{CEV}$	Collector-emitter Voltage ( $V_{BE} = -1.5V$ )	400	330	400	V
$V_{EBO}$	Emitter-base Voltage ( $I_C = 0$ )	6			V
$I_C$	Collector Current	7			A
$I_{CM}$	Collector Peak Current (repetitive)	10			A
$I_{CM}$	Collector Peak Current ( $t_p = 10ms$ )	15			A
$I_B$	Base Current	4			A
$P_{tot}$	Total Power Dissipation at $T_{case} \leq 25^\circ C$	60			W
$T_{stg}$	Storage Temperature	- 65 to 150			$^\circ C$
$T_j$	Junction Temperature	150			$^\circ C$

**THERMAL DATA**

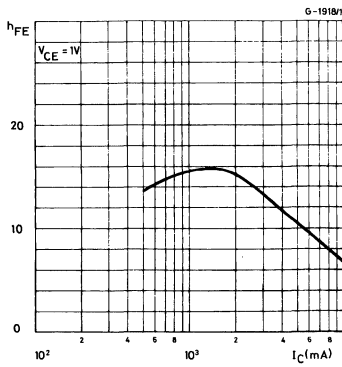
$R_{th\ j-case}$	Thermal Resistance Junction-case	Max	2.08	°C/W
$R_{th\ j-amb}$	Thermal Resistance Junction-ambient	Max	70	°C/W

**ELECTRICAL CHARACTERISTICS** ( $T_{case} = 25^{\circ}C$  unless otherwise specified)

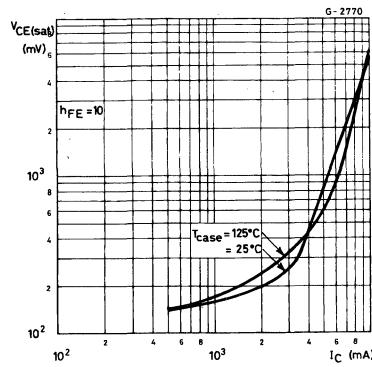
Symbol	Parameter	Test Conditions	Min.	Typ.	Max.	Unit
$I_{CEV}$	Collector Cutoff Current ( $V_{BE} = -1.5V$ )	for <b>BU406D</b> and <b>BU408D</b> $V_{CE} = 400V$ for <b>BU407D</b> $V_{CE} = 330V$			15	mA
$I_{EBO}$	Emitter Cutoff Current ( $I_C = 0$ )	$V_{EB} = 6V$			400	mA
$V_{CE(sat)}^*$	Collector-emitter Saturation Voltage	for <b>BU406D</b> and <b>BU407D</b> $I_C = 5A$ $I_B = 0.65A$ for <b>BU408D</b> $I_C = 6A$ $I_B = 1.2A$			1	V
$V_{BE(sat)}^*$	Base-emitter Saturation Voltage	for <b>BU406D</b> and <b>BU407D</b> $I_C = 5A$ $I_B = 0.65A$ for <b>BU408D</b> $I_C = 6A$ $I_B = 1.2A$			1.3	V
$f_T$	Transition Frequency	$I_C = 0.5A$ $V_{CE} = 10V$	10			MHz
$t_{off}$	Turn-off Time	for <b>BU406D</b> and <b>BU407D</b> $I_C = 5A$ $I_{Bend} = 0.65A$ for <b>BU408D</b> $I_C = 6A$ $I_{Bend} = 1.2A$			0.75	$\mu s$
$I_{s/b}$	Second Breakdown Collector Current	$V_{CE} = 40V$ $t = 10ms$		4		A
$V_F$	Diode Forward Voltage	$I_F = 5A$			1.5	V

\* Pulsed : pulse duration = 300 $\mu s$ , duty cycle = 1.5%.

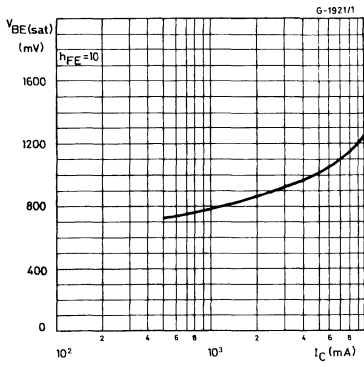
**DC Current Gain.**



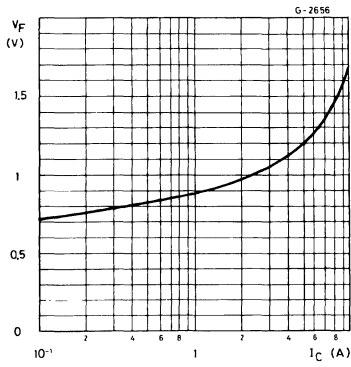
**Collector-emitter Saturation Voltage.**



Base-emitter Saturation Voltage.

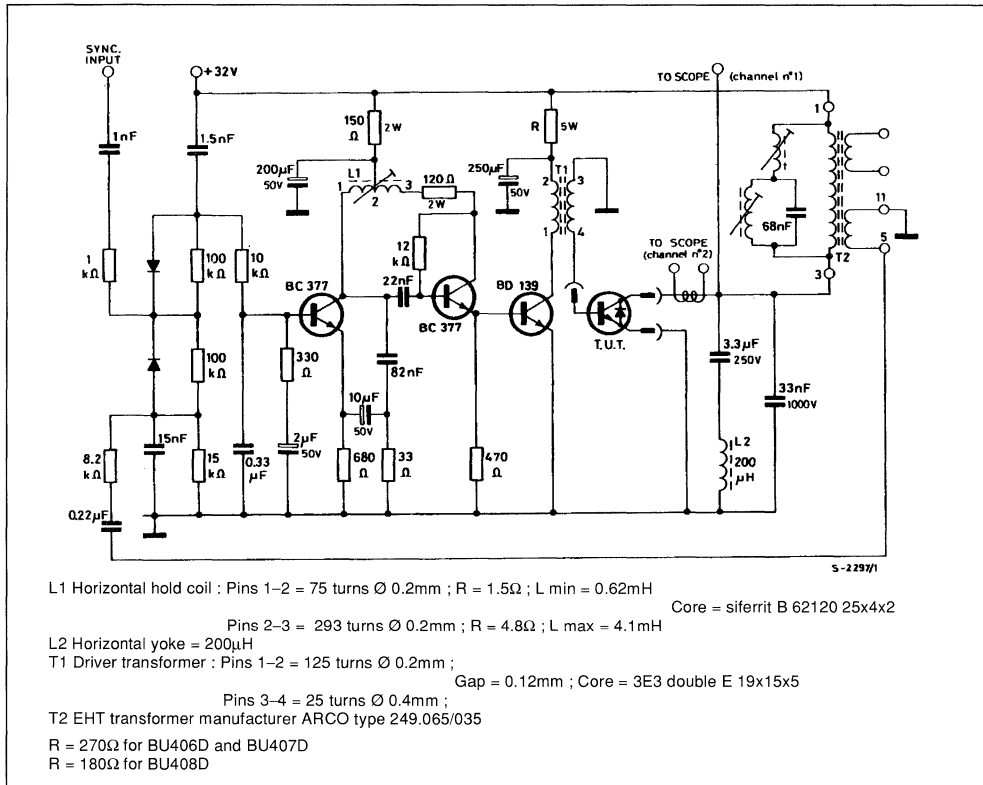


Forward Voltage.

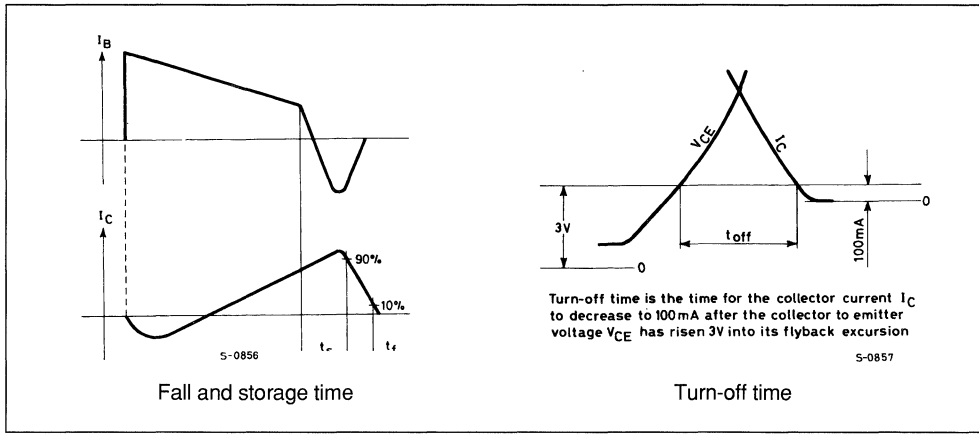


SWITCHING TIMES

TEST CIRCUIT (FALL, STORAGE AND TURN-OFF TIME)



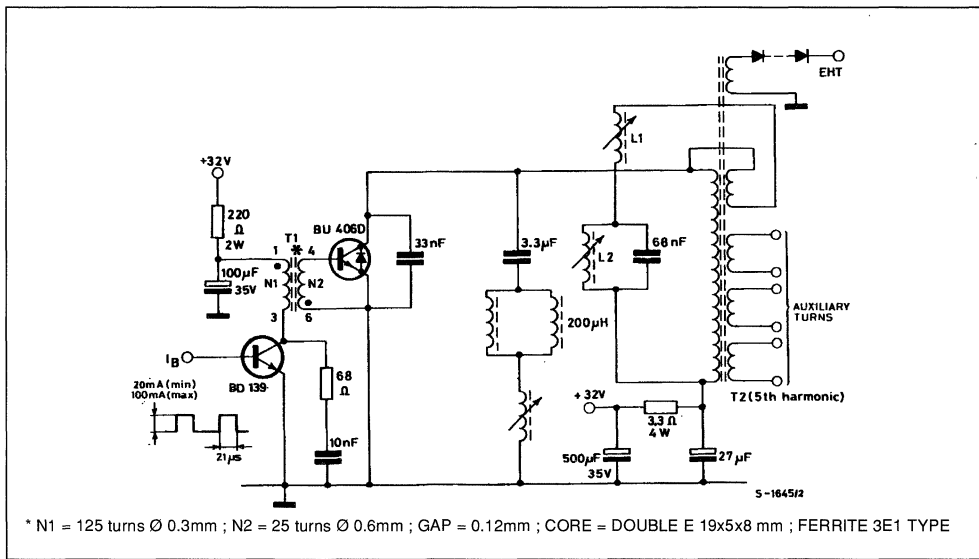
Waveforms



APPLICATION INFORMATION

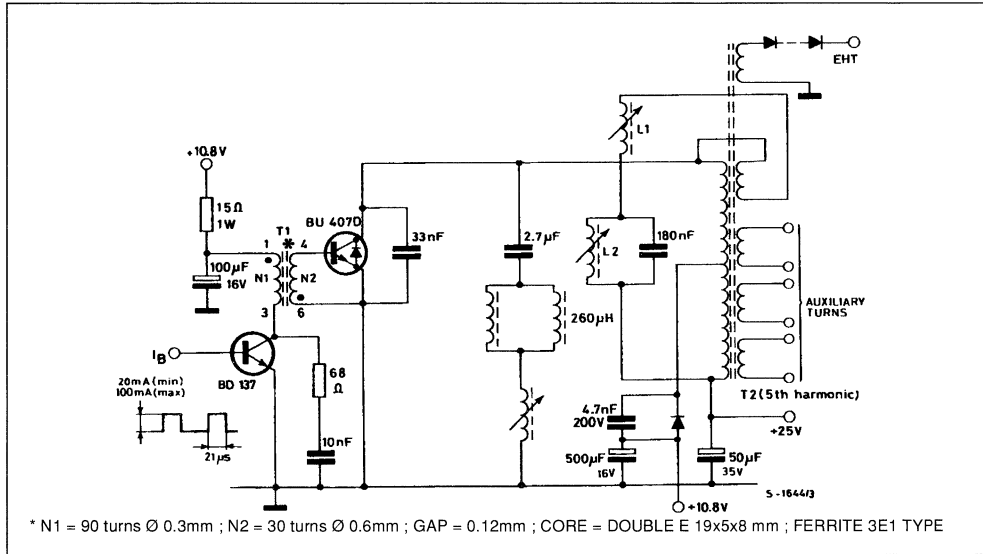
Two examples are given of the BU406D and BU407D in conventional MTV horizontal deflection circuits.

BU406D - application circuit for 17" to 24" - 110° - 28 mm neck picture tubes.



APPLICATION INFORMATION (continued)

BU407D - application circuit for 12" to 17" - 110° - 28mm neck picture tubes  
(drive supply voltage = 10.8V).



BU407D - application circuit for 12" to 17" - 110° - 28mm neck picture tubes.  
(driver supply voltage = 10.8V).

